

tar@GET IT!



4th Grade

The game that's a hit EVERY TIME!



Lone Star Learning

PO Box 6606

Lubbock, TX 79493

Phone: 806-281-1424

Toll Free: 800-575-1424

FAX: 806-281-1407

Email: info@LoneStarLearning.com

Website: LoneStarLearning.com

© 2017 Lone Star Learning, Ltd.




Game Contents:

In the Box


300 Game Cards
2 Snap-on Spinners
1 Spinner Sleeve
Pattern Blocks
4 Spinner Faces
6 Penguin Pictures Color/Outline
6 Butterfly Pictures Color/Outline
1 Last One In to Win! Game Board

Game Set Up-

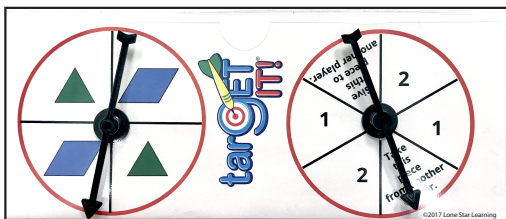
Spinner Assembly-



Slide **Part A**, the round disk-like piece, inside the plastic sleeve. Push the smaller, raised portion of the disk through the hole on the sleeve. Pull the plastic sleeve completely over the smaller, raised portion so that it sits flush over larger part of the black disk.

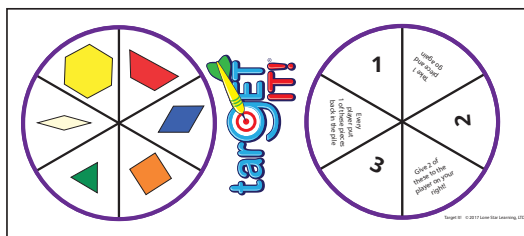


Now, snap the arrow (**Part B**) onto the raised portion of the black disk (**Part A**) on the outside of the plastic sleeve. The snap-on spinner does not need to be disassembled.

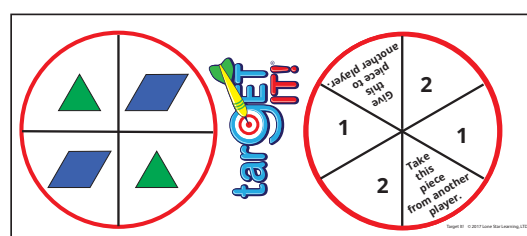


Simply slide in the spinner faces needed for the game being played.

Picture This!



Cover Up!





Game Tips:

As soon as you receive your game, go to <http://store.lonestarlearning.com/register-target-it/> to register your product. Here you will have access to downloads including Game Instructions, Exit Tickets, Answer Keys (if not using a QR device), Correlation Charts, and Target Talks. Registering will also give you access to seasonal downloads and new game variations.

This game has been developed to be an extremely versatile and flexible addition to your math class. Target It! can be set up as a station for up to 6 players. If you have access to more pattern blocks, add more players or even have the whole class play.

Games in order of ease:

Easy- Cover Up! and Picture This! (depending on the picture)

Medium- Last One In to Win!

Hard- Any of these games with exchanges added!

Choosing Cards-

Target It! cards are color-coded by math standards. Use the Correlation Chart, included in your downloads, to pull the cards specific to the standards you want students to focus on for the day.

Free QR Scanners we recommend:



I-nigma: Available in iTunes or Google Play

There are no ads with this scanner. To set up, click on the "settings" gear in the bottom right corner. You will see a list, choose "Confirm Online". This will take you to a new page, choose "No Confirm". Your device should save these settings so you should not have to repeat this process.



QuickMark: Available in iTunes or Google Play

There are no ads with this scanner. To set up, click on the "settings" gear in the bottom right corner. You will see a list, choose "Auto Open" and then select "Browse URL". Your device should save these settings so you should not have to repeat this process.



QuickMark: Available in iTunes or Google Play


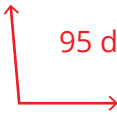


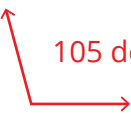
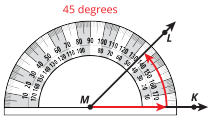
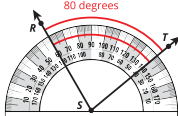
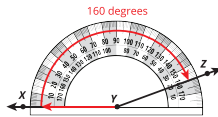
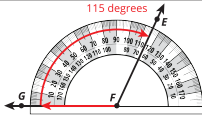
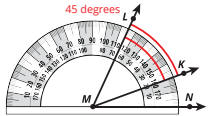
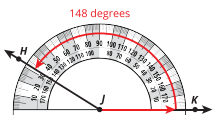
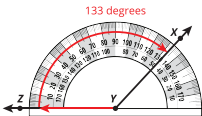
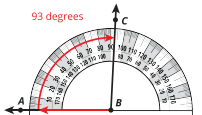
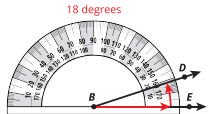
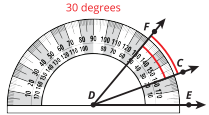
This app requires no set up. However, it will display ads after students scan.

If you do not have access to a device for QR scanning, the students will use the color-coded and numbered answer key to check their work.

Grade 4






	Gold	Red	Yellow	Cherry	Green
1	B	B	1.39	No, he only rolled one 5.	D
2	B	C	23.3	Yes	C
3	D	A	9.7	No, numbers 90 and 91 are missing and numbers are out of order and repeated instead of adding dots.	B
4	C	D	3.45	No, total for 35 inches is wrong.	A
5	B	B	12.7	Yes	C
6	C	A	A	15 players scored fewer than 19	D
7	$600,000,000 + 50,000,000 + 7,000,000 + 500,000 + 20,000 + 8,000 + 100 + 30 + 2$	A	D	7 boys were 49 inches or taller	D
8	913,825	A	B	11 students' grades were less than 90	B
9	C	B	$\frac{4}{5}$	22 students in the class.	No
10	C	B	$\frac{2}{8}$ or $\frac{1}{4}$	3 more students have 6 members in their family than 7.	No
11	C	A	137 degrees	$\begin{array}{r} 74 \times 56 = 4,144 \\ 70 \quad + \quad 4 \\ 50 \quad 70 \times 50 = 3,500 \\ + \quad 4 \times 50 = 200 \\ 6 \quad 70 \times 6 = 420 \\ 4 \times 6 = 24 \end{array}$	False
12	C	D	67 degrees	$7 \times 7 = 49$	False
13	$4,587,193 < 4,785,391$	C	74 degrees	$12 \times 15 = 180$	True
14	B	False	53 degrees	$\begin{array}{r} 93 \times 38 = 3,534 \\ 90 \quad + \quad 3 \\ 30 \quad 90 \times 30 = 2,700 \\ + \quad 30 \times 3 = 90 \\ 8 \quad 90 \times 8 = 720 \\ 3 \times 3 = 9 \end{array}$	C
15	$9,654,430 > 9,645,430$	D	162 degrees	$12 \times 12 = 144$	D

	Gold	Red	Yellow	Cherry	Green										
16	A	C	35 degrees 	<div>84 x 49 = 4,116</div> <div><div>80 + 4</div><div>40 + 80 x 40 = 3,200</div><div>9 + 9 x 80 = 720</div><div>49 x 84 = 4,116</div></div>	about \$1,600										
17	D	D	95 degrees 	<table><tr><td>3</td><td>30</td></tr><tr><td>13</td><td>130</td></tr><tr><td>23</td><td>230</td></tr><tr><td>33</td><td>330</td></tr><tr><td>43</td><td>430</td></tr></table>	3	30	13	130	23	230	33	330	43	430	about 1,200 miles
3	30														
13	130														
23	230														
33	330														
43	430														
18	320,000	A	160 degrees 	13,700	about 600 cars										
19	460,000	C	120 degrees 	35,740	about 400 players										
20	B	A	105 degrees 	56,800	about \$10,000										
21	Solve: <div><div>3</div><div>9,401</div><div>x 9</div><div>84,609</div></div>	B	1,134.3	45 degrees 	35,000 mL										
22	Solve: <div><div>4 2 6</div><div>5,639</div><div>x 7</div><div>39,473</div></div>	B	316.84	80 degrees 	6 kg										
23	1,092 miles	D	460,510,500	160 degrees 	370 mm										
24	C	A	6,686,321	115 degrees 	67,500 cm										
25	He was wrong. <div><div>4 3 4</div><div>3,505</div><div>x 8</div><div>28,000</div><div>28,040</div></div>	A	286.01	45 degrees 	23,000 m										
26	<div><div>2</div><div>4,007</div><div>x 3</div><div>12,021</div></div>	A	1,198.25	148 degrees 	8,800 yards										
27	<div><div>2 5</div><div>8,409</div><div>x 6</div><div>50,454</div></div>	2,924	255.2	133 degrees 	276 ft										
28	They made \$6,810.	\$14,441	291.27	93 degrees 	188 qt										
29	Solve: <div><div>1</div><div>7,008</div><div>x 2</div><div>14,016</div></div>	3,686	2,286,231	18 degrees 	37 cups										
30	Kelli was wrong. <div><div>3 1</div><div>3,603</div><div>x 6</div><div>21,678</div><div>21,618</div></div>	D	589.52	30 degrees 	272 oz										


















Grade 4

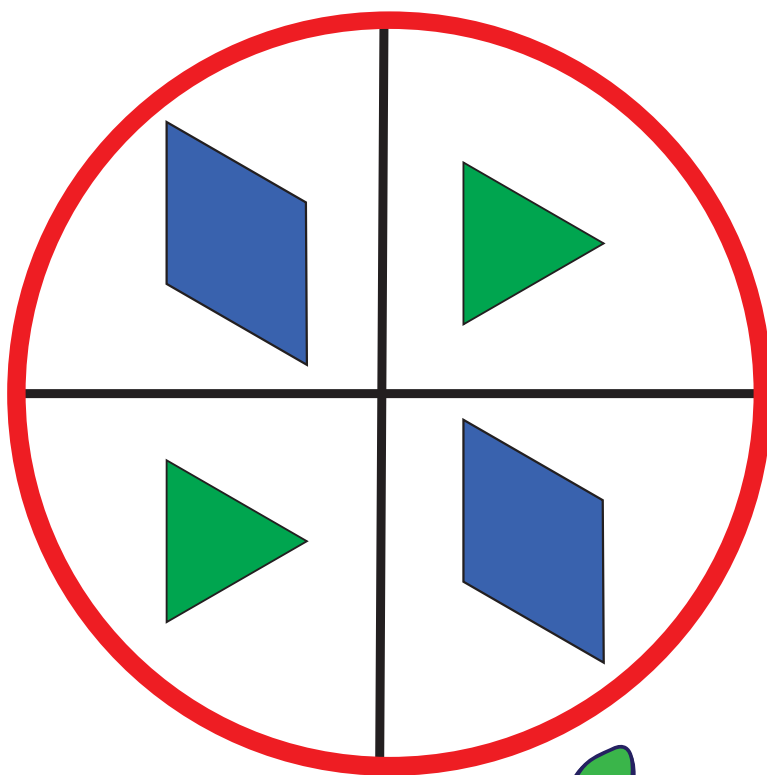
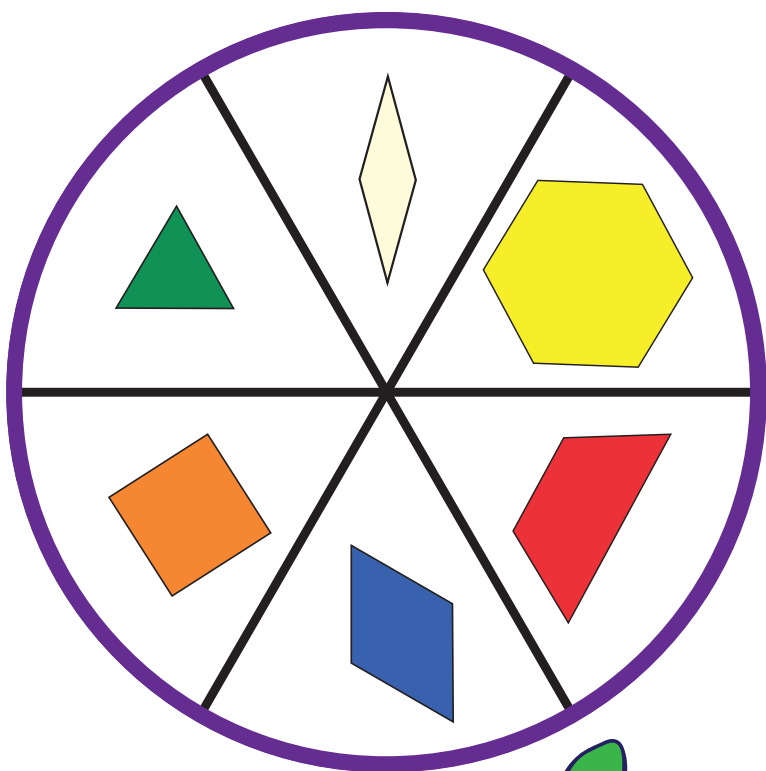


	Lime	Purple	Pink	Blue	Orange
1	B	one whole	$\frac{1}{7} + \frac{4}{7}$ or $\frac{2}{7} + \frac{3}{7}$	3.01 3.13 3.3	2:44 PM
2	False	Yes	$\frac{1}{8} + \frac{1}{8} + \frac{1}{8} + \frac{1}{8} + \frac{1}{8} + \frac{1}{8}$	89.20 89.09 8.90	392 quarts
3	D	Yes	$\frac{1}{9} + \frac{1}{9} + \frac{1}{9} + \frac{1}{9} + \frac{1}{9} + \frac{1}{9} + \frac{1}{9}$	0.35 0.47 0.52 	120,000 cm
4	B	No	$\frac{1}{12} + \frac{1}{12} + \frac{1}{12} + \frac{1}{12}$	0.6 0.3 0.04 	3 kg
5	B	No	$\frac{1}{2} + \frac{1}{2} + \frac{1}{2}$	0.50 0.52 0.70 	9:20 PM
6	D	About 120 reflectors	D	1.36	Fixed Expense
7	<div style="border: 1px solid black; padding: 5px; display: inline-block;"> $\begin{array}{r} 639 \\ 600 + 30 + 9 \\ 9 \quad 5,400 \quad 270 \quad 81 \end{array}$ </div> <p>This is one possibility.</p>	About 1,500 miles	A	1.49	\$37.04
8	A	About \$10 for each hour	D	\$0.28	the bank
9	both are correct	About 300 slices	C	\$3.55	Fixed Expense
10	D	600 if rounding 500 if using compatible numbers	B	\$1.58	Variable Expense
11	D	\$1,456	$\frac{2}{8} + \frac{2}{8}$ or $\frac{1}{8} + \frac{3}{8}$	D	4,608 square mm
12	C	41 dogs	$\frac{1}{16} + \frac{8}{16}$ or $\frac{2}{16} + \frac{7}{16}$ or $\frac{3}{16} + \frac{6}{16}$ or $\frac{4}{16} + \frac{5}{16}$	B	80 mm
13	226	230 miles	$\frac{1}{9} + \frac{6}{9}$ or $\frac{2}{9} + \frac{5}{9}$ or $\frac{3}{9} + \frac{4}{9}$	A	52 in.
14	A	330 minutes	$\frac{1}{6} + \frac{3}{6}$ or $\frac{2}{6} + \frac{2}{6}$	D	2,304 square in.
15	B	\$496	$\frac{1}{9} + \frac{4}{9}$ or $\frac{2}{9} + \frac{3}{9}$	C	144 square cm

Grade 4




	Lime	Purple	Pink	Blue	Orange
16	D	4 pizzas	$\frac{3}{9} = \frac{4}{12}$	0.29 $\frac{29}{100}$	540 cm
17	D	5 vans	$\frac{1}{4} > \frac{1}{8}$	0.07 $\frac{7}{100}$	12 mm
18	A	27 cards	$\frac{4}{9} < \frac{4}{8}$	1.17 $1\frac{17}{100}$	392 square in.
19	C	\$8.50	$\frac{4}{8} = \frac{2}{4}$	1.01 $1\frac{1}{100}$	42 cm
20	D	7 pages	$\frac{4}{15} < \frac{4}{12}$	0.36 $\frac{36}{100}$	325 square in.
21	C	3,555	 < 	B	B
22	B	28,212	 < 	C	A
23	C	2,340	 = 	D	B
24	A	2,464	 > 	C	D
25	B	1,026	 < 	D	C
26	D	880	$\frac{4}{10} < $ 	A	156
27	False	532	$\frac{3}{9} = $ 	A	117
28	 > 	151	$\frac{6}{12} = $ 	B	121
29	True	269	$\frac{4}{5} > $ 	A	54
30	1.2	1,063	$\frac{7}{15} < $ 	B	32



© 2017 Lone Star Learning, LTD

© 2017 Lone Star Learning, LTD





Game: Cover Up!

Small Group Play 2-6 Players

Materials:

Game Cards
Pattern Blocks- Yellow, Blue and Green
Spinner - Red
Exit Ticket
QR Device or Answer Key to check work

Goal:

Be the first to cover your hexagon!

Game Play:

- Each player needs a yellow hexagon and an Exit Ticket
- Player with the next birthday goes first!
- Player draws a card.
Using your Exit Ticket, solve the problem.
Using the QR Device or Answer Key, check your answer.
- If your answer is right, spin the spinners to find out what to add, take, or give away!
If you spin a piece you don't need or that won't fit exactly, your turn is over.
If your spinner lands on "Take this piece from another player" and no players have this piece, your turn is over.
If your answer is wrong, the player to your left takes their turn.
- The first player to completely cover their hexagon WINS!

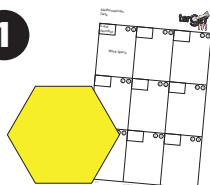
If time allows, play again!

Game Extensions:

Double Decker Cover Up! Players will build 2 complete layers on top of their yellow hexagon. The first layer must be complete before you can begin to build the second layer. Use the same game rules for Cover UP!

Exchanges- When you feel like your students are getting the hang of things, allow them to start making exchanges. For example, a player spins a 2 on spinner one and a triangle on spinner two they can exchange the 2 triangles for one rhombus. This is a great introduction to fraction equivalency.

1



Each player needs a yellow hexagon and an Exit Ticket.

2




Player with the next birthday goes first!
Player draws a card. Using your Exit Ticket, solve the problem.

3




Use the QR Device or Answer Key to check your

4



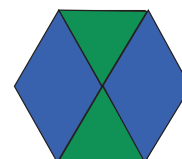
If your answer is right, spin the spinners to determine what to add, take, or give away!
If you spin a piece you don't need, your turn is over.
If your spinner lands on "Take this piece from another player" and no players have this piece, your turn is over.
If your answer is wrong, the player to your left begins his/her turn.

5



Get your pieces and start covering your hexagon! Now, the next player begins his/her turn.

First player to completely cover their hexagon is the WINNER!



Just one example of what a complete hexagon may look like.

If time allows, play again!

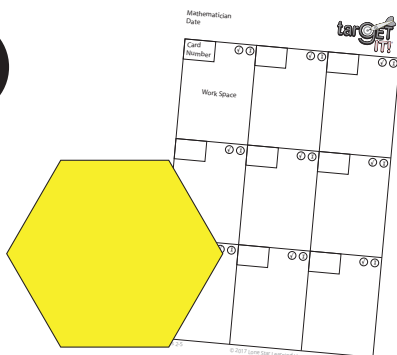


Game: Cover Up! Small Group Play 2-6 Players

Materials:

Game Cards
Pattern Blocks- Yellow, Blue and Green
Spinner- Red
Hexagon
Exit Ticket
QR Device or or Answer Key to check work

1



Each player needs a yellow hexagon and an Exit Ticket

2




Player with the next birthday goes first! Player draws a card. Using your Exit Ticket, solve the problem.

3




Use the QR Device or Answer Key to check your answer.

4



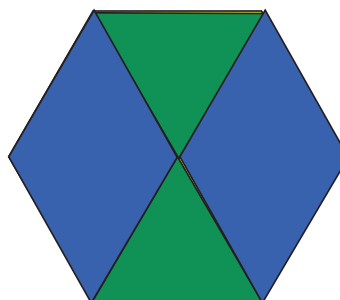
If your answer is right, spin the spinners to determine what to add, take, or give away! If you spin a piece you don't need, your turn is over. If your spinner lands on "Take this piece from another player" and no players have this piece, your turn is over. If your answer is wrong, the player to your left begins his/her turn.

5



Get your pieces and start covering your hexagon! Now, the next player begins his/her turn.

First player to completely cover his/her hexagon is the WINNER!



Just one example of what a complete hexagon may look like.

If time allows, play again.



Game: Last One In to Win!

Small Group Play 2-6 Players

Materials:

Last One In to Win! Game Board

Game Cards

Pattern Blocks for each player, if there are 4 or more players:

Yellow- 1

Red-2

Blue- 2

Green- 4

(If there are fewer than 4 players, double each amount.)

Exit Ticket

QR Device or Answer Key to check work

Goal:

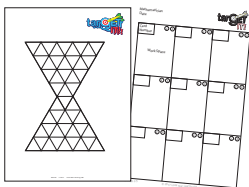
To place the last piece to complete the shape on the game board.

Game Play:

- Each player needs a set of the pattern blocks listed above and an Exit Ticket.
- Player with the next birthday goes first!
- Player draws a card.
Using your Exit Ticket, solve the problem.
Using the QR Device or Answer Key, check your answer.
- If your answer is right, pick any block and place it anywhere on the game board. After the first piece has been played, all other pieces must touch a piece already on the board. If your answer is wrong, the player to your left takes their turn.
- The player who plays the final piece, completing the shape, is the WINNER!

If time allows, play again!

1



Each player needs a yellow hexagon and an Exit Ticket.

2



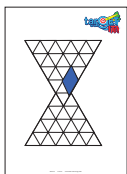
Player with the next birthday goes first!
Player draws a card. Using your Exit Ticket, solve the problem.

3



Use the QR Device or Answer Key to check your

4



If your answer is right, pick any block and place it anywhere on the game board. After the first piece has been played, all other pieces played must touch a piece already on the board. It is now the next player's turn. If your answer is wrong, the player to your left begins his/her turn.

The player to play the last piece, completing the picture is the Winner!



Just one example of what a complete picture may look like.

If time allows, play again!



Game: Last One In to Win! Small Group Play 2-6 Players

Materials:

Game Cards

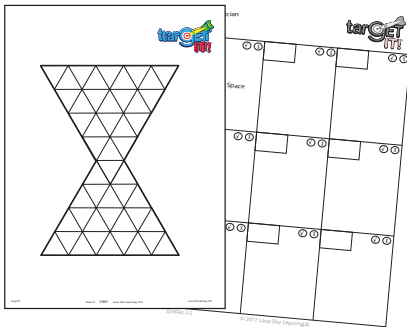
Last One in to Win Game Board

Pattern Blocks for each player 1-Yellow 2-Red
2-Blue 4-Green
(If there are fewer than 4 players,
double the number of blocks.)

Exit Ticket

QR Device or Answer Key to check work

1



Each player needs a yellow hexagon
and an Exit Ticket.

2



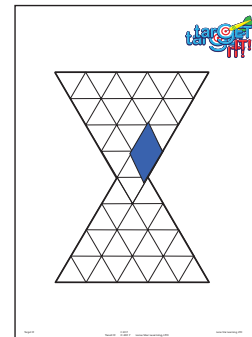
Player with the next
birthday goes first!
Player draws a card.
Using your Exit Ticket,
solve the problem.

3




Use the QR Device or Answer Key to check
your answer.

4

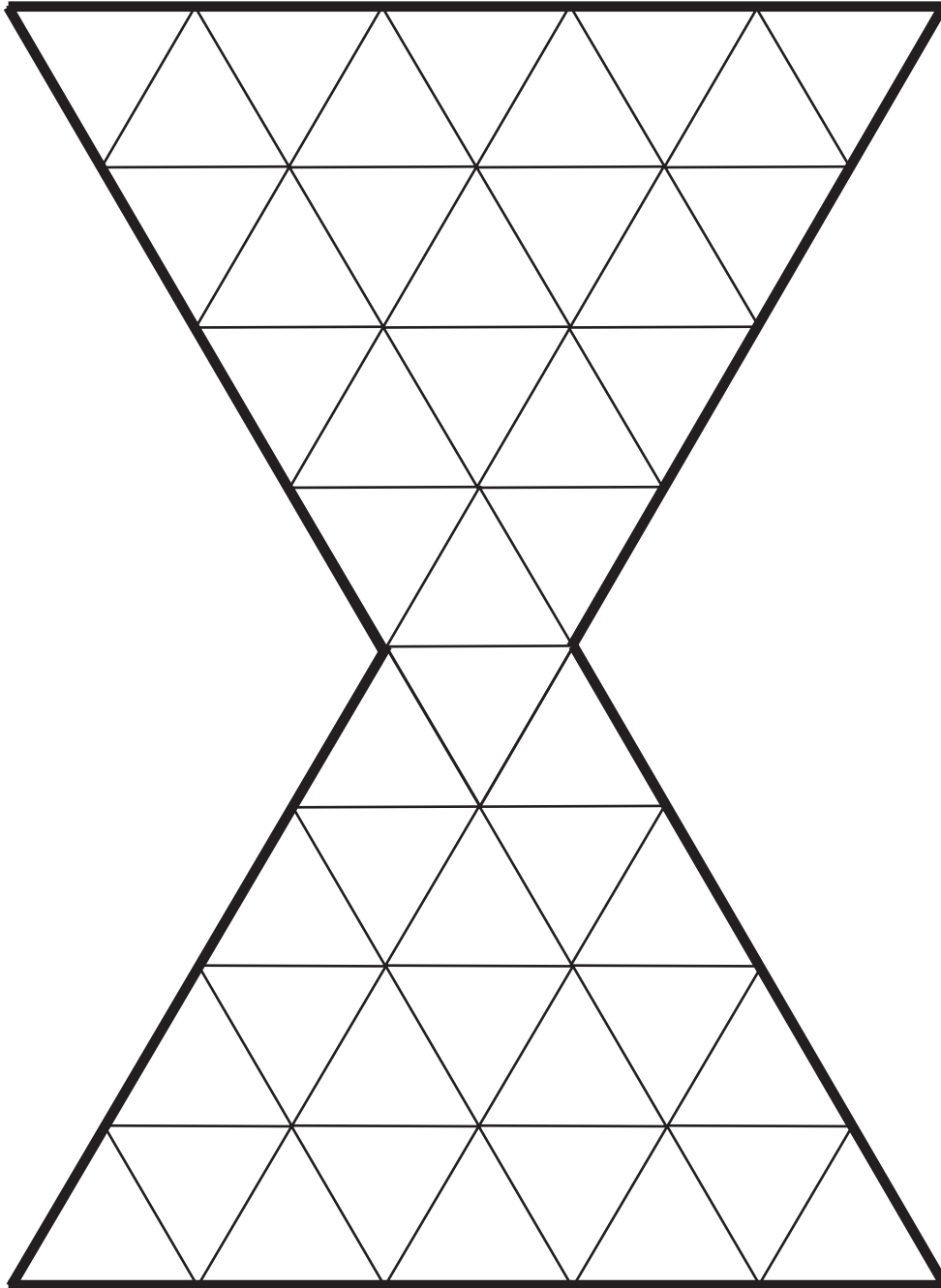


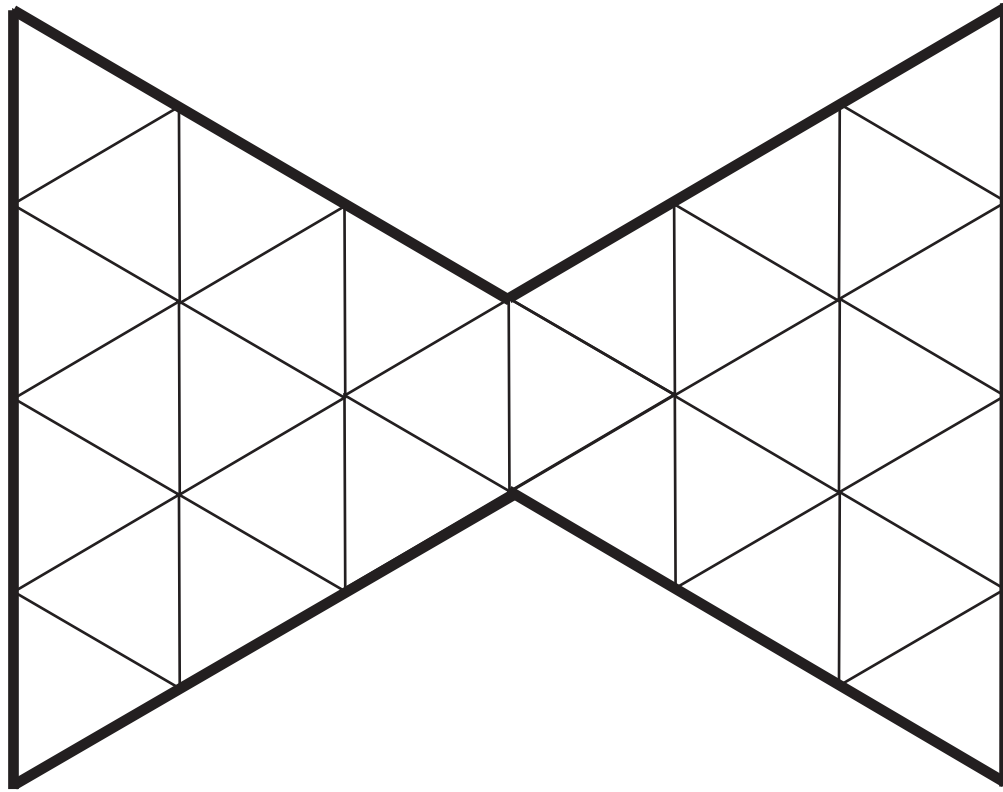
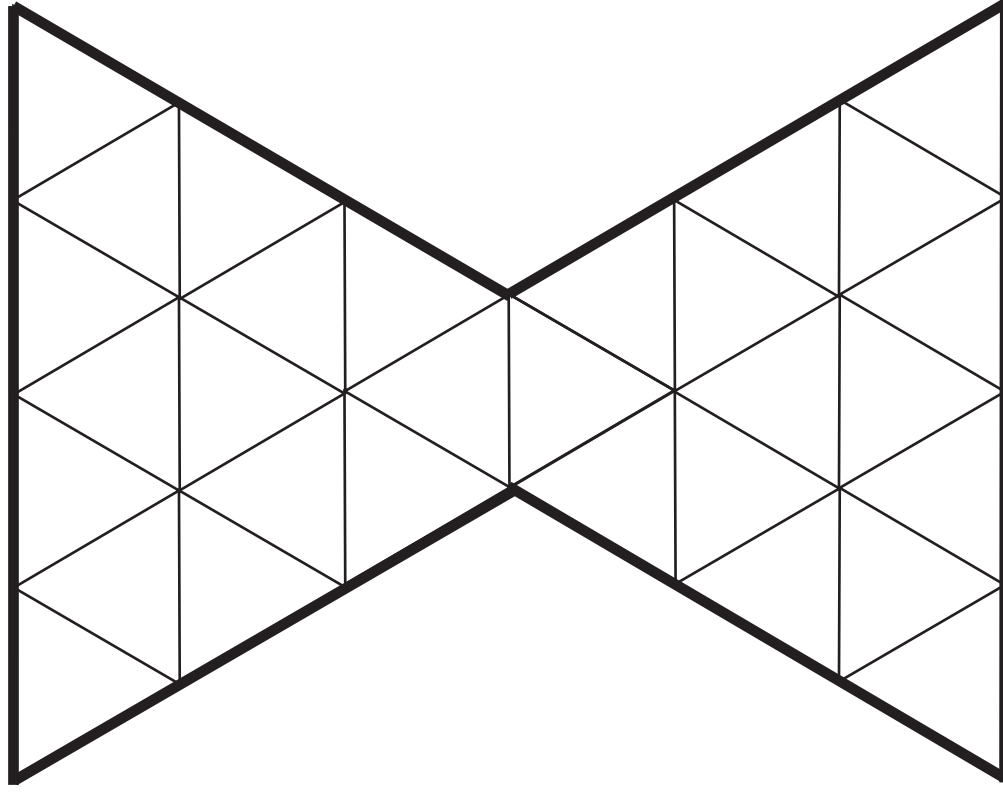
If your answer is right, pick any block and place it
anywhere on the game board. After the first piece
has been played, all other pieces played must touch
a piece already on the board. It is now the next player's turn.
If your answer is wrong, the player to your left begins
his/her turn.

The player to play the last piece, completing the
picture is the Winner!



If time allows,
play again.







Game: Picture This!

Small Group Play 2-6 Players

Materials:

Game Cards
Pattern Blocks
Spinner- Purple
Picture Outline or Card
Exit Ticket
QR Device or Answer Key to check work

Goal:

Be the first to cover your picture!

Game Extensions:

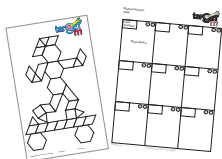
Exchanges- When you feel like your students are getting the hang of things, allow them to start making exchanges. For example, a player spins a 2 on spinner one and a triangle on spinner two they can exchange the 2 triangles for one rhombus. This is a great introduction to fraction equivalency.

Game Play:

- Each player needs a Picture Outline/Card and an Exit Ticket
- Player with the next birthday goes first!
- Player draws a card.
Using your Exit Ticket, solve the problem.
Using the QR Device or Answer Key, check your answer.
- If your answer is right, spin the spinners to find out what to add, take, or give away!
If you spin a piece you don't need or that won't fit exactly, your turn is over.
If your spinner lands on "Take this piece from another player" and no players have this piece, your turn is over. If you spin a piece that isn't usable, your turn is over.
If your answer is wrong, the player to your left takes his/her turn.
- The first player to completely cover their picture WINS!

If time allows, play again!

1



Each player needs a Picture Outline/Card and an Exit Ticket

2



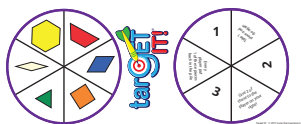
Player with the next birthday goes first!
Player draws a card. Using your Exit Ticket, solve the problem.

3



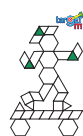
Use the QR Device or Answer Key to check your

4



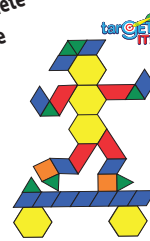
If your answer is right, spin the spinners to determine what to add, take, or give away!
If you spin a piece you don't need, your turn is over.
If your spinner lands on "Take this piece from another player" and no players have this piece, your turn is over.
If you spin a piece that isn't usable, your turn is over.
If your answer is wrong, the player to your left begins his/her turn.

5



Get your pieces and start building your picture! Now, the next player begins his/her turn.

First player to complete the picture is the WINNER!



If time allows, play again.

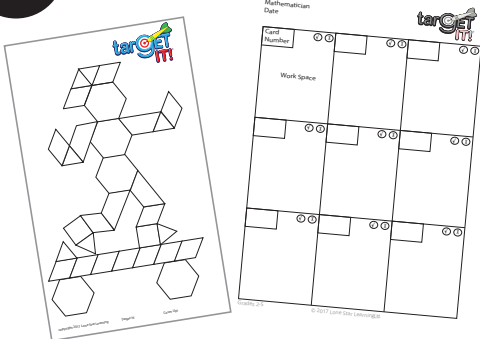


Game: Picture This! Small Group Play 2-6 Players

Materials:

Game Cards
Pattern Blocks
Spinner- Purple
Picture Outline or Card
Exit Ticket
QR Device or Answer Key to check work

1




Each player needs a Picture Outline/Card and an Exit Ticket.

2




Player with the next birthday goes first!
Player draws a card.
Using your Exit Ticket, solve the problem.

3



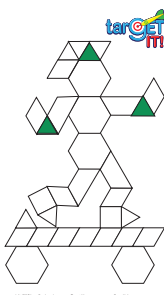
Use the QR Device or Answer Key to check your answer.

4

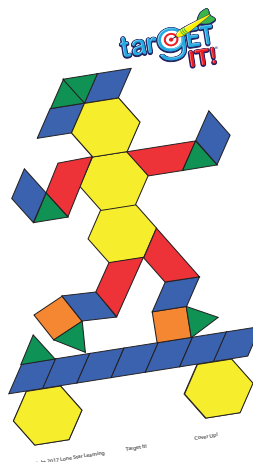


If your answer is right, spin the spinners to determine what to add, take, or give away! If you spin a piece you don't need, your turn is over. If your spinner lands on "Take this piece from another player" and no players have this piece, your turn is over. If you spin a piece that isn't usable, your turn is over. If your answer is wrong, the player to your left begins his/her turn. If your answer is wrong, the player to your left begins his/her turn.

5

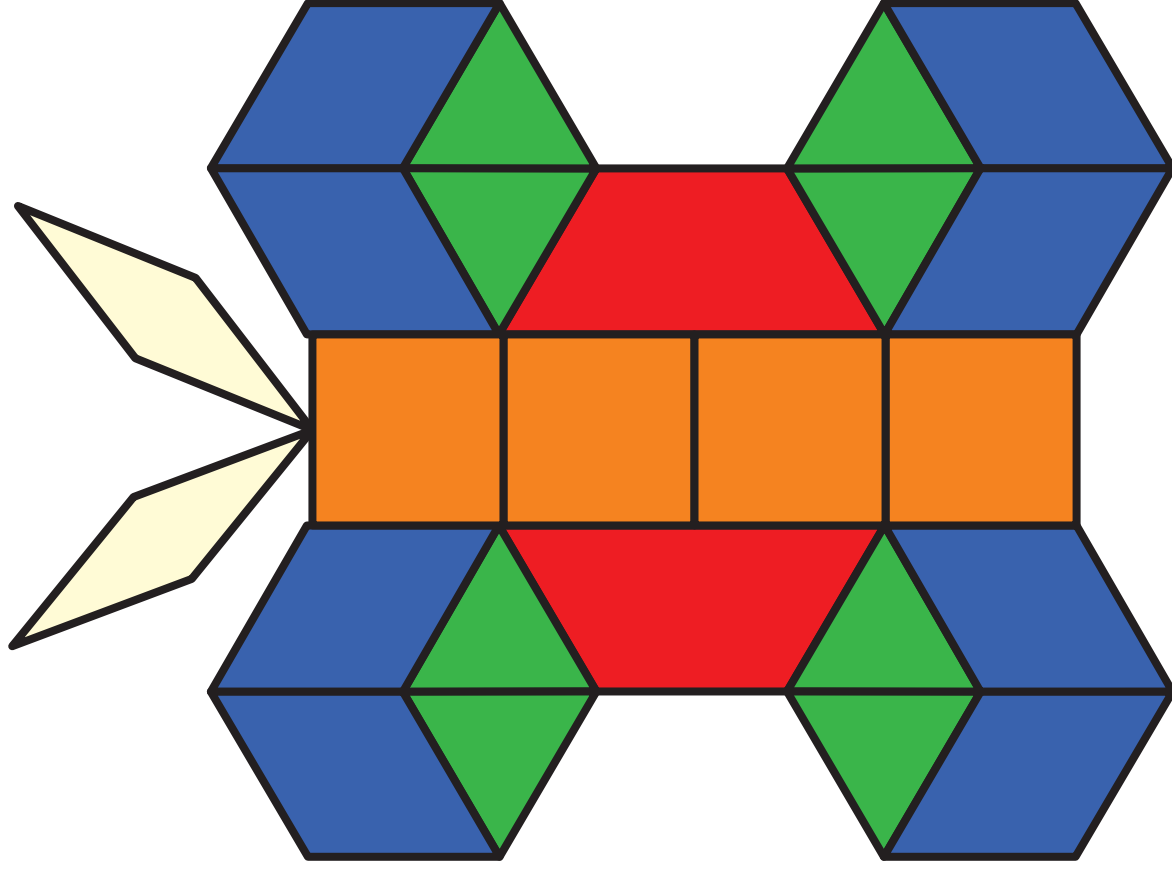
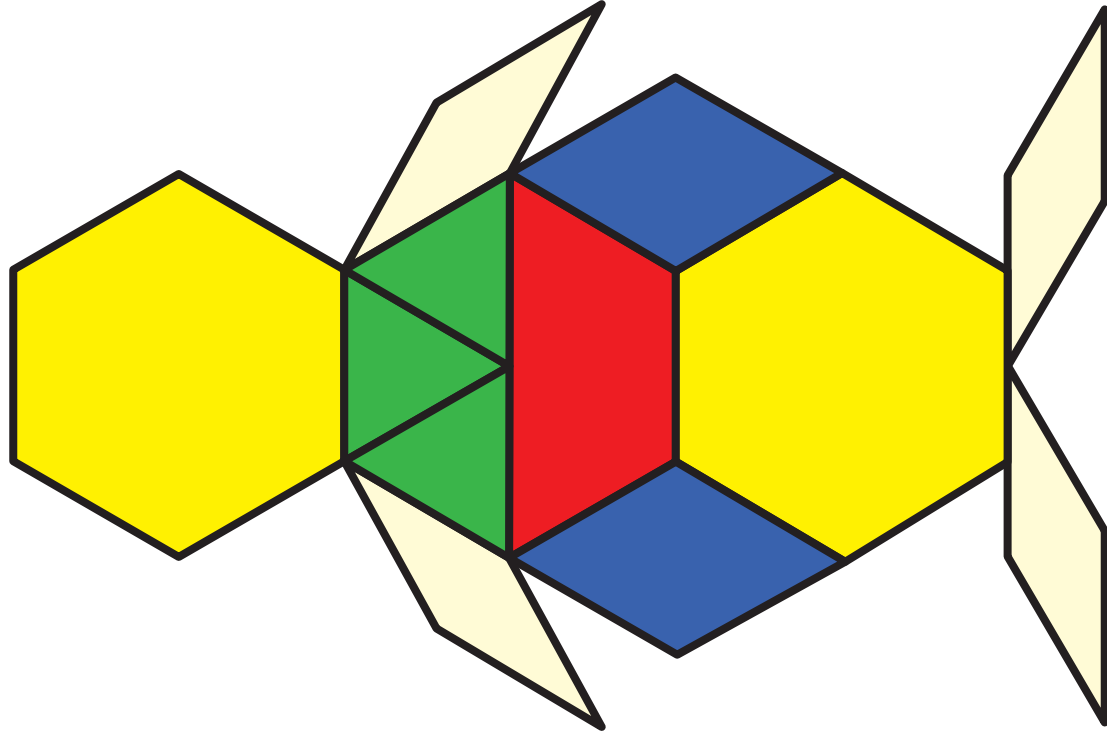


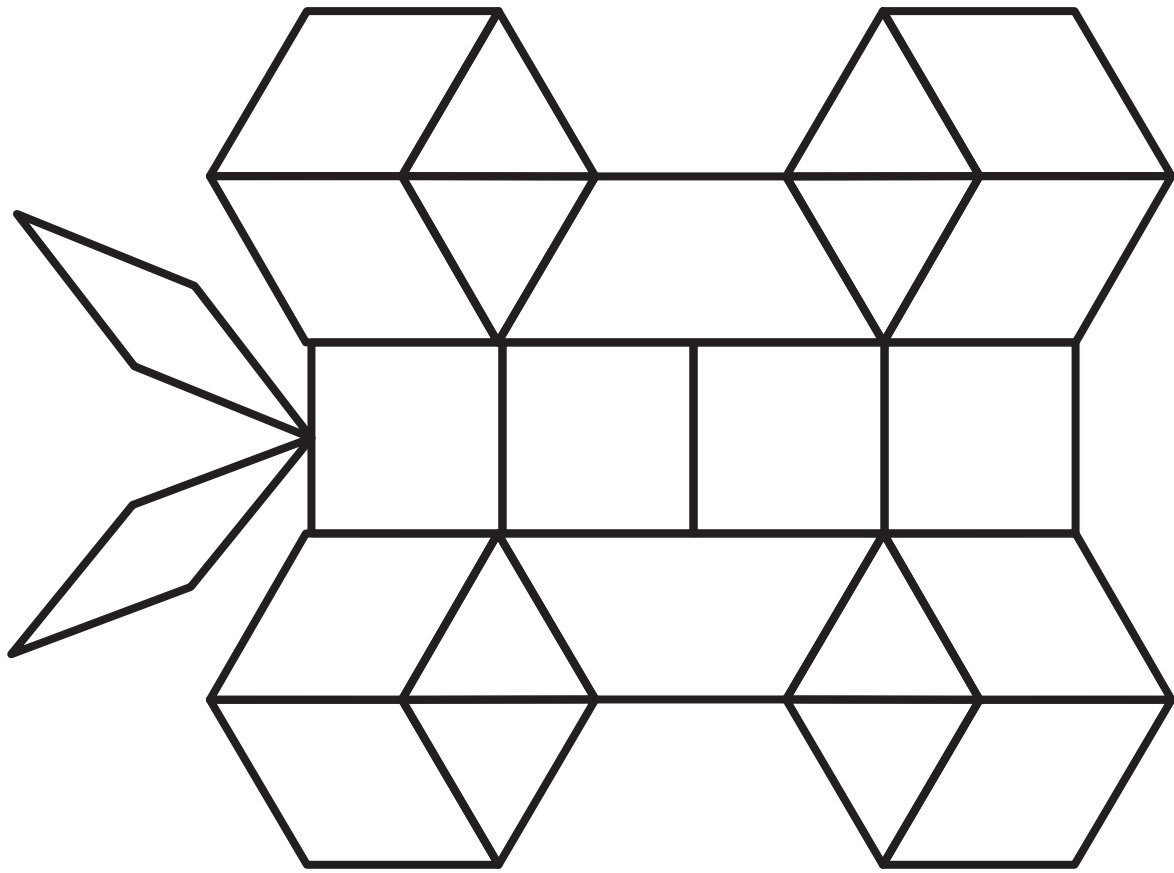
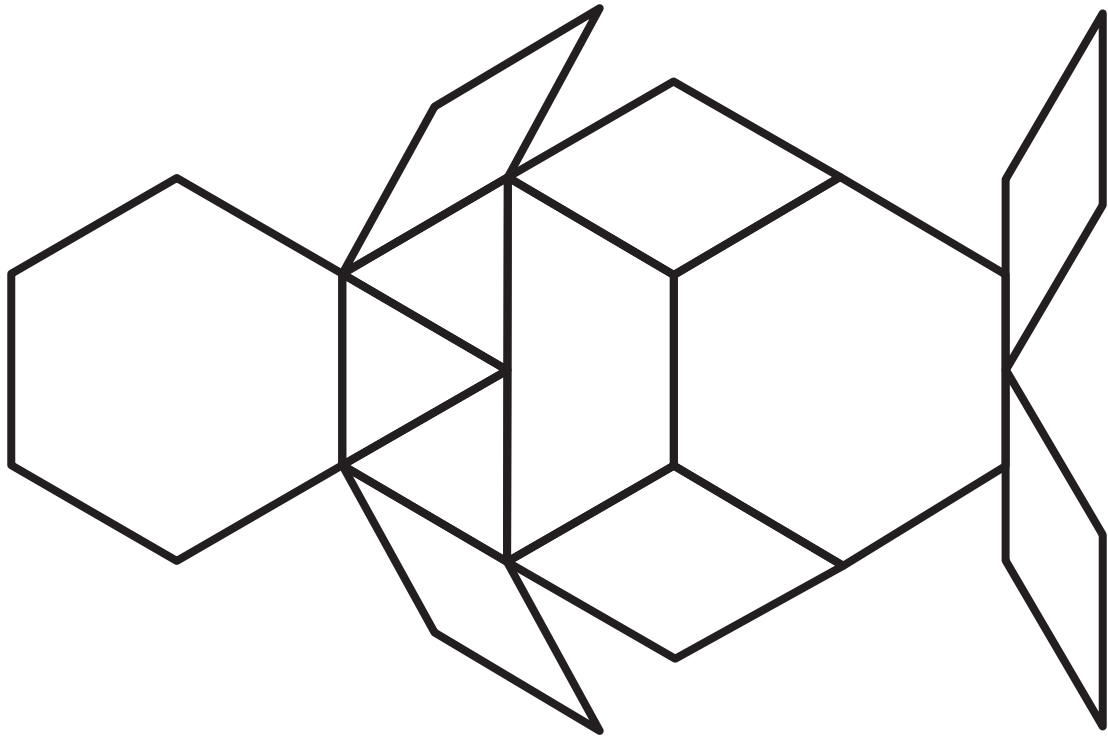
Get your pieces and start building your picture! Now, the next player begins his/her turn.



First player to complete the picture is the WINNER!

If time allows, play again.







Mathematician _____
Date _____
Card Color and Number → Bubble ✓ if you got the question right or ✗ if you missed it.



Mathematician _____
Date _____
Card Color and Number → Bubble ✓ if you got the question right or ✗ if you missed it.

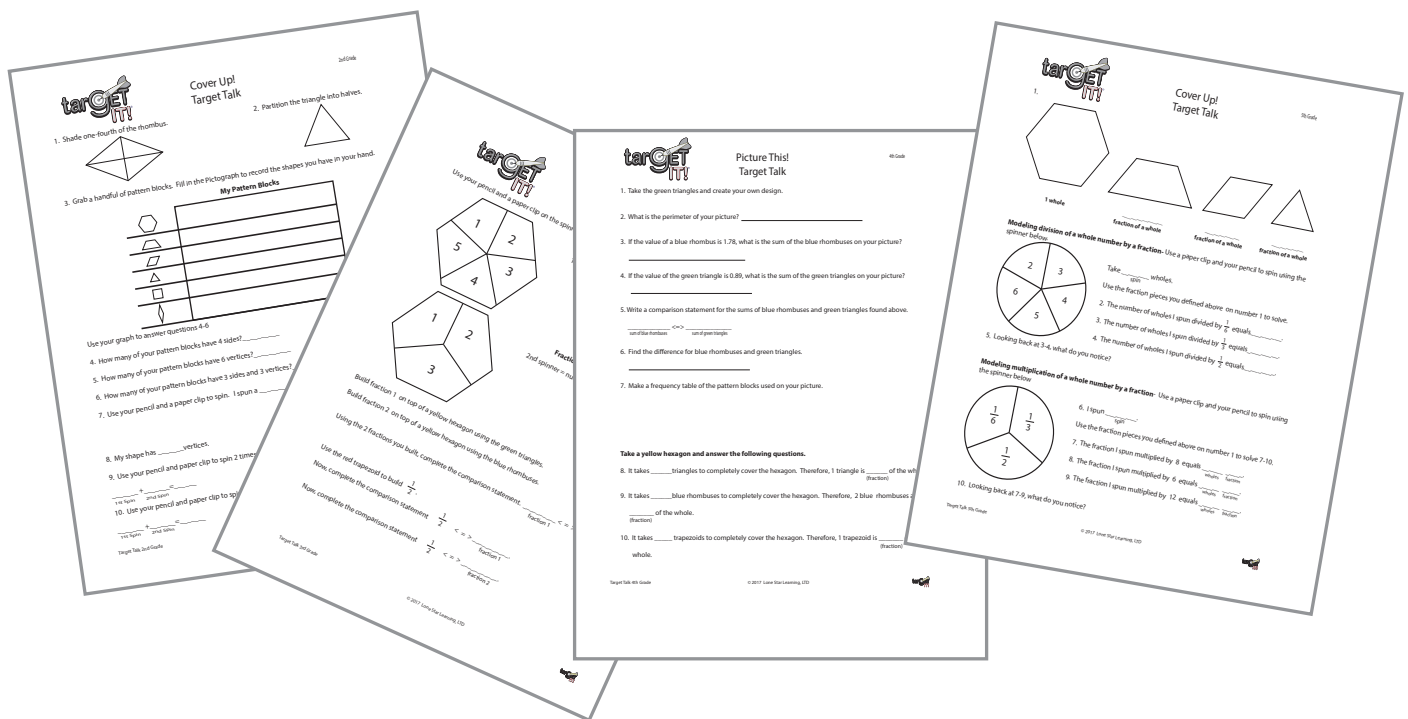




Target Talk

Target Talks were created to be an extension of the game, Target It! Designed so that information is always different, Target Talks can be used again and again. Use this as a follow-up station or to wrap things up at the end of the game. Target Talks are a great way to engage students in mathematical conversations.

Be sure to register your game and watch for free Target Talks to come!





Cover Up! Target Talk

4th Grade

1. What fraction of your covered hexagon is triangles? _____
2. What fraction of your hexagon is covered by rhombus? _____
3. Write the fraction of triangles as the sum of unit fractions. _____
4. Write the fractions of rhombus as the sum of two fractions with the same denominator.

5. Complete the comparison statement. The fraction of the hexagon covered by triangle is \leq the fraction the hexagon covered by rhombus.

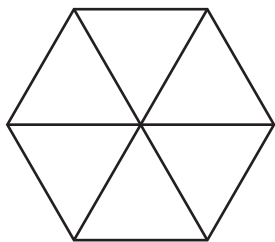
_____ \leq _____
fraction of triangles fraction of rhombus

6. One player had $\frac{3}{6}$ of his hexagon covered in triangles. He represented his fraction by this expression.

$$\frac{1}{6} + \frac{1}{6} + \square$$

What fraction belongs in the \square to complete the expression? _____

7. Shade the fraction of your hexagon that is covered in green.

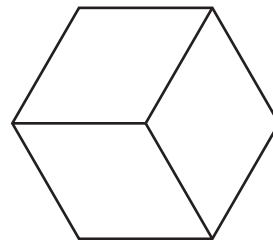


fraction of green

\leq

fraction of blue

8. Shade the fraction of your neighbor's hexagon that is covered in blue.



9. Circle the correct symbol to compare the two fractions shaded above.

10. One green triangle covers what fraction of the hexagon? _____

Lone Star Learning

Fourth Grade
© 2017 Lone Star Learning, LTD
Lone Star Learning